



BC Immigrant Investment Fund Ltd.

Statement of Financial Information
for the Year ended March 31, 2014

Statement of Financial Information Approval

The undersigned represents the Board of Directors of the BC Immigrant Investment Fund Ltd. and approves all the statements and schedules included in this Statement of Financial Information, produced under the *Financial Information Act*.



Name: Gordon MacDougall
Title: Chair, BC Immigrant Investment Fund Ltd.
Date: September 5, 2014

Table of Contents

Included in audited financial statements:

- Consolidated Statement of Financial Position
- Consolidated Statement of Operations
- Consolidated Statement of Remeasurement Gains and Losses
- Consolidated Statement of Change in Net Financial Assets
- Consolidated Statement of Cash Flows

Included separately:

- Schedule of Debts
- Schedule of Guarantee and Indemnity Agreements
- Schedule of Remuneration and Expenses
- Schedule of Severance Agreements
- Schedule of Supplier Payments

Consolidated Financial Statements of

**BC IMMIGRANT INVESTMENT
FUND LTD.**

Year Ended March 31, 2014

MANAGEMENT'S REPORT

Management's Responsibility for the Consolidated Financial Statements

The consolidated financial statements have been prepared by management in accordance with Canadian public sector accounting standards, and the integrity and objectivity of these statements are management's responsibility. Management is also responsible for all of the notes to the consolidated financial statements, and for ensuring that this information is consistent, where appropriate, with the information contained in the consolidated financial statements. A summary of the significant accounting policies are described in Note 3 to the consolidated financial statements. The preparation of financial statements necessarily involves the use of estimates based on management's judgment, particularly when transactions affecting the current accounting period cannot be finalized with certainty until future periods.


Management is also responsible for implementing and maintaining a system of internal controls to provide reasonable assurance that reliable financial information is produced. The internal controls are designed to provide reasonable assurance that assets are safeguarded, transactions are properly authorized and recorded in compliance with legislative and regulatory requirements, and reliable financial information is available on a timely basis for preparation of the consolidated financial statements.

The Board of Directors are responsible for ensuring that management fulfills its responsibilities for financial reporting and internal control, and exercises these responsibilities through the Board. The Board reviews internal consolidated financial statements on a monthly basis and external audited consolidated financial statements yearly. The Board also discusses any significant financial reporting or internal control matters prior to their approval of the consolidated financial statements.

The Auditor General of British Columbia conducts an independent examination, in accordance with Canadian auditing standards, and expresses his opinion on the consolidated financial statements. The external auditors have full and free access to financial management of the Corporation and meet when required. The accompanying Auditor's Report outlines their responsibilities, the scope of their examination and their opinion on the consolidated financial statements.

On behalf of BC Immigrant Investment Fund Ltd,


Terry Gelinas, Comptroller


Shauna Turner, Acting CEO

Victoria, B.C.
May 26, 2014



INDEPENDENT AUDITOR'S REPORT

*To the Board of Directors of the BC Immigrant Investment Fund Ltd., and
To the Minister of International Trade and the Minister Responsible for the Asia Pacific Strategy
and Multiculturalism, Province of British Columbia*

I have audited the accompanying consolidated financial statements of BC Immigrant Investment Fund Ltd. (“the entity”), which comprise the consolidated statement of financial position as at March 31, 2014, and the consolidated statements of operations, remeasurement gains and losses, change in net financial assets and cash flows for the year then ended, and a summary of significant accounting policies and other explanatory information.

Management's Responsibility for the Consolidated Financial Statements

Management is responsible for the preparation and fair presentation of these consolidated financial statements in accordance with Canadian public sector accounting standards, and for such internal control as management determines is necessary to enable the preparation of financial statements that are free from material misstatement, whether due to fraud or error.

Auditor's Responsibility

My responsibility is to express an opinion on these consolidated financial statements based on my audit. I conducted my audit in accordance with Canadian generally accepted auditing standards. Those standards require that I comply with ethical requirements and plan and perform the audit to obtain reasonable assurance about whether the financial statements are free from material misstatement.

An audit involves performing procedures to obtain audit evidence about the amounts and disclosures in the consolidated financial statements. The procedures selected depend on the auditor's judgment, including the assessment of the risks of material misstatement of the consolidated financial statements, whether due to fraud or error. In making those risk assessments, the auditor considers internal control relevant to the entity's preparation and fair presentation of the consolidated financial statements in order to design audit procedures that are appropriate in the circumstances, but not for the purpose of expressing an opinion on the effectiveness of the entity's internal control. An audit also includes evaluating the appropriateness of accounting policies used and the reasonableness of accounting estimates made by management, as well as evaluating the overall presentation of the financial statements.

In my view, the audit evidence I have obtained is sufficient and appropriate to provide a basis for my audit opinion.

Opinion

In my opinion, the consolidated financial statements present fairly, in all material respects, the financial position of the BC Immigrant Investment Fund Ltd. as at March 31, 2014, and the results of its operations, changes in its net assets and its cash flows for the year then ended in accordance with Canadian public sector accounting standards.

Victoria, British Columbia
May 26, 2014



Russ Jones, MBA, CPA, CA
Auditor General

BC IMMIGRANT INVESTMENT FUND LTD.

CONSOLIDATED STATEMENT OF FINANCIAL POSITION


(in \$000)

AS AT MARCH 31, 2014	2014	2013
Financial Assets		
Cash	137,402	285
Investments	15,078	25,033
Accounts receivable	1	1
Loan receivable <i>(Note 4)</i>	272,190	328,850
Venture investments <i>(Note 5)</i>	59,181	46,902
	<u>483,852</u>	<u>401,071</u>
Liabilities		
Accounts payable and accrued liabilities	80	135
Promissory notes <i>(Note 6)</i>	440,311	362,904
	<u>440,391</u>	<u>363,039</u>
Net financial Assets	43,461	38,032
Non-financial assets		
Prepaid expenses	13	5
	<u>43,474</u>	<u>38,037</u>
Accumulated surplus	<u>43,474</u>	<u>38,037</u>
Accumulated surplus is comprised of:		
Accumulated operating surplus	42,613	37,808
Accumulated remeasurement gains	861	229
	<u>43,474</u>	<u>38,037</u>


SIGNIFICANT EVENTS *(Note 2)*

COMMITMENTS *(Note 8)*

APPROVED BY THE BOARD:



Director



Director

The accompanying notes are an integral part of these consolidated financial statements.

BC IMMIGRANT INVESTMENT FUND LTD.**CONSOLIDATED STATEMENT OF OPERATIONS***(in \$000)*

FOR THE YEAR ENDED MARCH 31, 2014	Budgeted Figures (Note 12)	2014	2013
Revenues:			
Venture capital investment income	-	1,110	1,545
Investment income	497	1,153	439
Interest income	8,716	8,778	9,611
	<u>9,213</u>	<u>11,041</u>	<u>11,595</u>
Expenses:			
Public Sector Infrastructure Investment Program <i>(Note 11)</i>	5,245	5,898	5,895
Venture Capital Investment Program <i>(Note 11)</i>	333	338	344
	<u>5,578</u>	<u>6,236</u>	<u>6,239</u>
Annual operating surplus	3,635	4,805	5,356
Accumulated annual operating surplus at beginning of year	<u>37,808</u>	<u>37,808</u>	<u>32,452</u>
Accumulated annual operating surplus at end of year	<u>41,443</u>	<u>42,613</u>	<u>37,808</u>

The accompanying notes are an integral part of these consolidated financial statements.

BC IMMIGRANT INVESTMENT FUND LTD.**CONSOLIDATED STATEMENT OF REMEASUREMENT GAINS AND LOSSES**
*(in \$000)***FOR THE YEAR ENDED MARCH 31, 2014****2014****2013**

Accumulated remeasurement gains and (losses) at the beginning of the year	<u>229</u>	<u>(67)</u>
Unrealized gains (losses) attributable to:		
Foreign exchange gain (loss)	361	269
Investment gain (loss)	11	56
Amounts reclassified to the statement of operations		
Foreign exchange	292	(28)
Investment	<u>(32)</u>	<u>(1)</u>
Change in remeasurement gains for the year	<u>632</u>	<u>296</u>
Accumulated remeasurement gains at the end of the year	<u><u>861</u></u>	<u><u>229</u></u>

The accompanying notes are an integral part of these consolidated financial statements.

BC IMMIGRANT INVESTMENT FUND LTD.**CONSOLIDATED STATEMENT OF CHANGE IN NET FINANCIAL ASSETS**
*(in \$000)***FOR THE YEAR ENDED MARCH 31, 2014****2014****2013**

	<u>2014</u>	<u>2013</u>
Annual operating surplus	4,805	5,356
Acquisition of prepaid expenses	(27)	(15)
Use of prepaid expenses	<u>19</u>	<u>15</u>
	4,797	5,356
Effect of remeasurement gains and losses	<u>632</u>	<u>296</u>
Increase in net financial assets	5,429	5,652
Net financial assets at the beginning of the year	<u>38,032</u>	<u>32,380</u>
Net financial assets at the end of the year	<u><u>43,461</u></u>	<u><u>38,032</u></u>

The accompanying notes are an integral part of these consolidated financial statements.

BC IMMIGRANT INVESTMENT FUND LTD.**CONSOLIDATED STATEMENT OF CASH FLOWS***(in \$000)***FOR THE YEAR ENDED MARCH 31, 2014****2014****2013**

Operating transactions:		
Annual Surplus	4,805	5,356
Items not involving cash:		
Amortization of promissory discount	5,364	5,436
Share distribution from venture capital funds	(70)	-
Investment income allocation from bcIMC	(818)	(354)
Changes in non-cash operating working capital:		
Accounts receivable	-	1
Prepaid expenses	(8)	-
Accounts payable	(55)	(5)
Accrued loan interest	182	(39)
Cash provided by operating activities	<u>9,400</u>	<u>10,395</u>
Financing transactions:		
Cash received from promissory notes	111,901	58,429
Repayment/refund of promissory notes	<u>(39,858)</u>	<u>(99,141)</u>
Cash provided by financing activities	<u>72,043</u>	<u>(40,712)</u>
Investing transactions:		
Redemptions of investments, net of purchases	11,475	52,526
Repayment of loan principal	66,478	29,185
Loans issued to related parties	(10,000)	(45,000)
Capital calls to venture capital funds	(12,678)	(12,523)
Return of capital from venture capital funds	<u>399</u>	<u>339</u>
Cash provided by investing activities	<u>55,674</u>	<u>24,527</u>
Increase (decrease) in cash	137,117	(5,790)
Cash at beginning of year	<u>285</u>	<u>6,075</u>
Cash at end of year	<u><u>137,402</u></u>	<u><u>285</u></u>

The accompanying notes are an integral part of these consolidated financial statements.

BC IMMIGRANT INVESTMENT FUND LTD.

NOTES TO THE CONSOLIDATED FINANCIAL STATEMENTS

(Tabular amounts in \$000)

FOR THE YEAR ENDED MARCH 31, 2014

1. NATURE OF BUSINESS

BC Immigrant Investment Fund Ltd. (the "Corporation") was incorporated on September 19, 2000, under the laws of British Columbia and is wholly owned by the Province of British Columbia.

The Corporation is an approved fund under the Federal Immigrant Investor Program (the "Program"). The Program provides an opportunity for experienced business persons to immigrate to Canada after making an investment in a fund approved by a Province and the Minister of Citizenship and Immigration. The accumulated operating surplus includes one issued common share of the Corporation, of nominal value, which is held by the Minister of International Trade and Minister Responsible for the Asia Pacific Strategy and Multiculturalism. The Minister acts as agent for approved funds by receiving investments from immigrant investors and disbursing them to approved funds according to an allocation formula set out in the Immigration Regulations, 1978. The regulations require approved funds participating in the Program to invest in economic initiatives, which will create employment in Canada to foster the development of a strong and viable economy.

The Minister of Finance acts as a fiscal agent for the Corporation. The Corporation is exempt from federal and provincial taxes.

2. SIGNIFICANT EVENTS

On February 11, 2014, the Federal Government announced its intention to terminate the existing Federal Immigrant Investor Program. Investor applications that were in progress at that time are currently being processed with the allocation of the funds continuing to flow through to the Corporation. It is undeterminable at this time when and if the allocations of the funds to the Corporation will discontinue, and its impact to the Corporation's assets, liabilities, and future operations. The current cash flows from the Corporation continue to meet all repayment obligations to the Federal Government.

BC Immigrant Investment Fund is in the process of developing a strategic business plan to support transition and manage the impact of the federal decision to terminate the Program.

3. SIGNIFICANT ACCOUNTING POLICIES

Basis of Accounting

These consolidated financial statements are prepared by management in accordance with generally accepted accounting principles established by the Canadian Public Sector Accounting Board.

Basis of Consolidation

The consolidated financial statements include the assets, liabilities, results of operations and cash flows of the Corporation and its wholly owned subsidiary, B.C. Renaissance Capital Fund Ltd. ("BCRCF"). All intercompany transactions and balances have been eliminated upon consolidation.

On October 22, 2007, BCRCF was incorporated under the *Business Corporations Act* and is a wholly-owned subsidiary of the BC Immigrant Investment Fund Ltd. Since incorporation, the management team and Board of Directors for BCRCF are the same as those for the Corporation. The primary business of BCRCF, a Fund of Funds, is to stimulate economic development and generate returns.

BC IMMIGRANT INVESTMENT FUND LTD.

NOTES TO THE CONSOLIDATED FINANCIAL STATEMENTS

(Tabular amounts in \$000)

FOR THE YEAR ENDED MARCH 31, 2014

3. SIGNIFICANT ACCOUNTING POLICIES (continued)

Prepaid Expenses

Prepaid expenses include software licensing and educational course amounts and are charged to expense over the period expected to benefit from it.

Revenue Recognition

Revenues are recognized in the period in which the transactions or events occurred that gave rise to revenues.

Investment income represents interest and realized foreign exchange gains and losses earned in operating cash accounts and investments and is recognized on an accrual basis.

Interest income from loans receivable is recognized on an accrual basis.

Expenses

Expenses are reported on an accrual basis. The cost of all goods consumed and services received during the year is expensed.

Promissory Note Discount

Promissory notes are received at a discount. The discount is recognized as an expense on a straight-line basis over the term of promissory note.

As promissory notes were established by the Immigration Regulations, 1978, they are not considered financial instruments and the discount is not recognized as interest expense.

Foreign Currency Translation

Foreign currency transactions are translated at the exchange rate prevailing at the date of transactions.

Monetary assets and liabilities, and non-monetary items included in the fair value measurement category denominated in foreign currencies are translated into Canadian dollars at the exchange rate prevailing at the financial statement date. Unrealized foreign exchange gains and losses are recognized in the statement of remeasurement gains and losses. In the period of settlement, realized foreign exchange gains and losses are recognized in the statement of operations, and the cumulative amount of remeasurement gains and losses is reversed in the statement of remeasurement gains and losses.

Financial Instruments

Equity instruments quoted in an active market are measured at fair value. All other financial assets and financial liabilities are measured at cost or amortized cost. The following classification system is used to describe the basis of the inputs used to measure the fair value of financial instruments in the fair value measurement category:

BC IMMIGRANT INVESTMENT FUND LTD.

NOTES TO THE CONSOLIDATED FINANCIAL STATEMENTS

(Tabular amounts in \$000)

FOR THE YEAR ENDED MARCH 31, 2014

3. SIGNIFICANT ACCOUNTING POLICIES (continued)

Financial Instruments (continued)

Level 1	Quoted prices (unadjusted) in active markets for identical assets or liabilities
Level 2	Market-based inputs other than quoted prices that are observable for the asset or liability either directly or indirectly
Level 3	Inputs for the asset or liabilities that are not based on observable market data; assumptions are based on the best internal and external information available and are most suitable and appropriate based on the type of financial instrument being valued in order to establish what the transaction price would have been on the measurement date in an arm's length transaction

Unrealized gains and losses from changes in the fair value of financial instruments are recognized in the statement of remeasurement gains and losses. Upon settlement, the cumulative gain or loss is reclassified from the statement of remeasurement gains and losses and recognized in the statement of operations. Interest and dividends attributable to financial instruments are reported in the statement of operations.

All financial assets recorded at fair value are tested annually for impairment. When financial assets are impaired, impairment losses are recorded in the statement of operations. A write-down of an investment to reflect a loss in value is not reversed for a subsequent increase in value.

For financial instruments measured using amortized cost, the effective interest rate method is used to determine interest revenue or expense.

Transaction costs are a component of cost for financial instruments measured using cost or amortized cost. Transaction costs are expensed for financial instruments measured at fair value.

i. Cash

Cash includes both cash and highly liquid investments that are readily convertible to known amounts of cash and that are subject to an insignificant risk of change in value. The investments have a maturity of six months or less at acquisition and are held for the purpose of meeting short-term cash commitments rather than for investing. They consist of equities which are reported at fair value and are measured using a Level 1 valuation.

ii. Investments

The Corporation invests in publicly traded equities on a segregated basis (held directly), and through pooled fund products managed by the British Columbia Investments Management Corporation (bcIMC), a corporation established under the *Public Sector Pension Plans Act*.

Equity investments quoted in an active market are reported at fair value using a Level 1 valuation.

BC IMMIGRANT INVESTMENT FUND LTD.

NOTES TO THE CONSOLIDATED FINANCIAL STATEMENTS

(Tabular amounts in \$000)

FOR THE YEAR ENDED MARCH 31, 2014

3. SIGNIFICANT ACCOUNTING POLICIES (continued)

ii. Accounts and loans receivable

Accounts and loans receivable are recorded at amortized cost using the effective interest method less any amount for valuation allowance. Valuation allowances are made to reflect loans receivable at the lower of amortized cost and net recoverable value, when collectability and risk of loss exists. Changes in valuation allowance are recognized in the statement of operations. Interest is accrued on loans receivable to the extent it is deemed collectible.

iii. Venture investments

The Corporation invests in venture investments as a Limited Partner. These investments are reported at cost as there is no quoted market price in an active market.

iv. Debt and other financial liabilities

All debt and other financial liabilities are recorded using cost or amortized cost.

4. LOANS RECEIVABLE

	March 31 2014	March 31 2013
Due from British Columbia Institute of Technology, principal of \$60,000,000, the outstanding balance is being amortized in equal blended quarterly payments of interest and principal at an annual interest rate of 2.70% over a 6 year term. The outstanding balance of this loan will be due in full on August 1, 2017.	50,274	52,143
Due from University of the Fraser Valley, principal of \$13,919,748, the outstanding balance is being amortized in equal blended quarterly payments of interest and principal at an annual interest rate of 5.15% over a 25 year term. The outstanding balance of this loan will be due in full on August 1, 2017.	11,899	12,277
Due from University of Victoria, principal of \$5,000,000, the outstanding balance is being amortized in equal blended quarterly payments of interest and principal at an annual interest rate of 4.75% over a 20 year term. The outstanding balance of this loan will be due in full on March 1, 2017.	3,770	3,977
Carried forward	65,943	68,397

BC IMMIGRANT INVESTMENT FUND LTD.

NOTES TO THE CONSOLIDATED FINANCIAL STATEMENTS

(Tabular amounts in \$000)

FOR THE YEAR ENDED MARCH 31, 2014

4. LOANS RECEIVABLE (continued)

	March 31 2014	March 31 2013
Brought forward	65,943	68,397
Due from University of Victoria, principal of \$10,000,000, the outstanding balance is being amortized in equal blended quarterly payments of interest and principal at an annual interest rate of 2.48% over a 10 year term. The outstanding balance of this loan will be due in full on May 2, 2023.	9,747	-
Due from Nicola Valley Institute of Technology, principal of \$3,300,000, the outstanding balance is being amortized in equal blended quarterly payments of interest and principal at an annual interest rate of 4.9% over a 30 year term. The outstanding balance of this loan will be due in full on September 1, 2017. The loan had an interest free period which impacted the accounting balance and effective rate of loan. For accounting purposes, the estimated interest foregone has been recorded as an increase in the loan receivable using the effective interest method to the maturity date of the loan and will be accredited to interest income over the term of the loan. As a result, the effective interest rate on the loan is 4.77% per annum.	2,960	3,031
Due from Simon Fraser University, principal of \$5,100,000, the outstanding balance is being amortized in equal blended quarterly payments of interest and principal at an annual interest rate of 5.20% over a 30 year term. The outstanding balance of this loan will be due in full on June 1, 2017.	1,008	1,285
Due from the Province of British Columbia, principal of \$100,000,000, the outstanding balance is being amortized in equal blended quarterly payments of interest and principal at an annual interest rate of 3.46% over a 10 year term. The outstanding balance of this loan will be due in full on December 16, 2019.	61,751	71,296
Due from the Province of British Columbia, principal of \$75,000, the outstanding balance is being amortized in equal blended quarterly payments of interest and principal at an annual interest rate of 3.18% over a 10 year term. The outstanding balance of this loan will be due on December 9, 2020.	53,280	60,249
Carried forward	194,689	204,258

BC IMMIGRANT INVESTMENT FUND LTD.

NOTES TO THE CONSOLIDATED FINANCIAL STATEMENTS

(Tabular amounts in \$000)

FOR THE YEAR ENDED MARCH 31, 2014

4. LOANS RECEIVABLE (continued)

	March 31 2014	March 31 2013
Brought forward	194,689	204,258
Due from the Province of British Columbia, principal of \$45,000,000, the outstanding balance is being amortized in equal blended quarterly payments of interest and principal at an annual interest rate of 2.15% over a 2 year term. The balance of this loan was paid in full on April 21, 2013.	-	38,289
Due from the Province of British Columbia, principal of \$50,000,000, the outstanding balance is being amortized in equal blended quarterly payments of interest and principal at an annual interest rate of 2.15% over a 9 year term. The outstanding balance of this loan will be due on September 16, 2019.	38,530	43,212
Due from the Province of British Columbia, principal of \$45,000,000, the outstanding balance is being amortized in equal blended quarterly payments of interest and principal at an annual interest rate of 2.24% over a 10 year term. The outstanding balance of this loan will be due on December 8, 2022.	38,971	43,091
Total loans receivable	<u>272,190</u>	<u>328,850</u>

5. VENTURE INVESTMENTS

The B.C. Renaissance Capital Fund Ltd. invests in funds as a limited partner and has investments in nine venture funds with ownership percentages varying from 0.50% to 15.14%. To date the value of the investments total \$59.18 million (2013 - \$46.90 million). During the year there was a return of capital of \$0.40 million from one venture investment which was subsequently recycled back to the venture fund. This transaction did not impact the total commitment level for the investment. In 2012 there was a return of capital of \$0.34 million from one venture investment.

BC IMMIGRANT INVESTMENT FUND LTD.

NOTES TO THE CONSOLIDATED FINANCIAL STATEMENTS

(Tabular amounts in \$000)

FOR THE YEAR ENDED MARCH 31, 2014

6. PROMISSORY NOTES

The funds received from the Federal Immigrant Investor Program are repayable, without interest, five years after they are received. The obligation of the Corporation is represented by non-transferable zero interest promissory notes. The Province of British Columbia fully guarantees these funds up to a maximum of \$500 million.

Promissory note discount represents the amounts withheld on promissory notes received. The amount is amortized over the life of the note.

	<u>March 31</u> <u>2014</u>	<u>March 31</u> <u>2013</u>
Total promissory notes, beginning of year	376,349	413,195
Additions during the year	118,695	62,294
Repaid or refunded during the year	(39,858)	(99,140)
	<u>455,186</u>	<u>376,349</u>
Net promissory note discount end of year	(14,875)	(13,445)
	<u>440,311</u>	<u>362,904</u>

The estimated principal payments over the next five years and thereafter are as follows:

<u>Year</u>	<u>Amount</u>
2015	64,696
2016	118,542
2017	91,144
2018	62,228
2019	118,576

7. RISK MANAGEMENT

The investment activities of the Corporation expose it to a variety of financial risks including credit risk, market risk (which includes currency risk, interest rate and other price risk) and liquidity risk.

Credit Risk

Credit risk is the risk associated with the inability of a third party to fulfill payment obligations. The Corporation is exposed to credit risk in the event of non-performance by a public sector borrower to a maximum value of the value of loans receivable. The Corporation assesses this risk when considering loans. For the most part an unsecured and general obligation from the public sector institution is judged sufficient to mitigate credit risk; however, the Corporation has taken property as collateral on the loan to Simon Fraser University to further mitigate potential credit risks.

BC IMMIGRANT INVESTMENT FUND LTD.

NOTES TO THE CONSOLIDATED FINANCIAL STATEMENTS

(Tabular amounts in \$000)

FOR THE YEAR ENDED MARCH 31, 2014

7. RISK MANAGEMENT (continued)

Credit Risk (continued)

The Corporation is exposed to credit risk associated with its cash deposits and investments. This risk is mitigated by placing deposits and investments in recognized British Columbia institutions, with investments consisting entirely of high-quality short-term funds. Therefore credit risk arising from cash deposits and investments is considered negligible.

The Corporation is also exposed to credit risk in the event its returns from the venture capital initiatives are below cost. The Corporation's investment portfolio diversification is based on an investment strategy developed to generate returns to cover potential losses from its higher risk investments.

Market Risk

Currency Risk

Currency risk is the risk that the value of a financial instrument will fluctuate due to changes in foreign exchange rates. The Corporation is exposed to foreign currency exchange risk as a result of its investments in US venture capital initiatives, US investments and US dollar holdings.

Through the Corporation's venture capital initiative, the Corporation has a total of \$7.11 million USD (2013 - \$12.90 million USD) in remaining venture capital commitments, and holds approximately \$8.28 million USD (2013 - \$14.00 million USD) in investments and cash. At the statement of financial position date, currency risk is negligible because the Corporation has sufficient USD on hand to satisfy commitments made.

The Corporation manages its foreign currency risk by holding funds that are required to meet US venture capital commitments in US dollar cash and US dollar investments that generate annual returns. Returns generated from investments in venture capital funds will also be in US dollars. As the timing and value of returns from these investments cannot be reasonably estimated, the impact of currency rate fluctuations can also not be estimated.

US dollar investments held to provide funds for anticipated US dollar venture capital commitments have resulted in unrealized foreign exchange gains of \$0.63 million (2013 - \$0.27 million) being recognized in net income.

As at March 31, 2014, the Corporation has made transfers totaling \$32.17 million USD which has translated to \$33.38 million CAD equivalent based on the foreign exchange rates in effect at the time of the capital calls. The \$32.17 million USD would translate to \$31.68 million CAD based on the foreign exchange rate in effect when the funds were invested in USD investments to be held for the purposes of making capital calls. Therefore, the Corporation has saved \$1.70 million CAD at March 31, 2014 on capital calls made by having converted CAD funds to USD investments.

BC IMMIGRANT INVESTMENT FUND LTD.

NOTES TO THE CONSOLIDATED FINANCIAL STATEMENTS

(Tabular amounts in \$000)

FOR THE YEAR ENDED MARCH 31, 2014

7. RISK MANAGEMENT (continued)

Currency Risk (continued)

As at March 31, 2013, the Corporation had made transfers totaling \$26.36 million USD which translated to \$27.28 million CAD equivalent based on the foreign exchange rates in effect at the time of the capital calls. The \$26.36 million USD would translate to \$25.96 million CAD based on the foreign exchange rate in effect when the funds were invested in USD investments to be held for the purposes of making capital calls. Therefore, the Corporation saved \$1.32 million CAD at March 31, 2013, on capital calls made by having converted CAD funds to USD investments.

Interest Rate Risk

Interest rate risk arises from the possibility that changes in market interest rates will affect future cash flows or fair values of financial instruments. The Corporation is exposed to interest rate risk through its investments. The Corporation manages its exposure to interest rate risk by holding a portfolio of fixed and floating rate investments. The Corporation has invested its funds in loans receivable with fixed rate returns and investments with British Columbia Investment Management Corporation (bcIMC) on a floating rate basis.

If the Corporation were to have experienced a 1% change in the interest rate earned this would have impacted interest income in the approximate amount of \$0.73 million (2013 - \$0.47 million) calculated as 1% of the average book value of investments throughout the year.

Other Price Risk

Other price risk is the risk that the market value or future cash flows of a financial instrument will fluctuate because of changes in market prices. The Corporation is exposed to other price risk through both its investments and venture capital investments. Venture capital investments carry a high risk; however, the Corporation mitigates the risk by utilizing the expertise and skills of institutional venture capital managers with a track record of commercial returns.

Liquidity Risk

Liquidity risk is the risk that the Corporation will encounter difficulty in meeting obligations associated with its financial liabilities. In connection with the Corporation's ongoing financing of operations including refinancing risk, management aims to ensure adequate liquidity of investments. The Corporation is exposed to liquidity risk as the future amounts of the Federal Immigrant Investor Program receipts are unknown to the Corporation. The Corporation manages its liquidity risk by placing deposits in cash and extremely liquid negotiable instruments, and monitoring the duration of lending/investing activities of the Corporation to coincide with five year forecasted repayment obligations (Note 6) as well as anticipated periods if the \$500 million maximum funding from the Immigrant Investor Program is reached and additional funding would be temporarily halted.

BC IMMIGRANT INVESTMENT FUND LTD.

NOTES TO THE CONSOLIDATED FINANCIAL STATEMENTS

(Tabular amounts in \$000)

FOR THE YEAR ENDED MARCH 31, 2014

7. RISK MANAGEMENT (continued)

Liquidity Risk (continued)

The Corporation is also exposed to liquidity risk associated with the venture capital initiatives. The Corporation cannot readily sell the investments. As the Corporation invests in early stage venture capital initiatives that have a limited history of operations and whose business activities tend to be speculative, there is no assurance that such investments will provide positive future cash flows. The Corporation attempts to manage liquidity risk by utilizing the expertise and skills of institutional venture capital managers with a track record of commercial returns.

8. COMMITMENTS

B.C. Renaissance Capital Fund Ltd. has commitments in both CAD and USD to invest as a Limited Partner in certain venture capital funds. The following table summarizes the total investment commitments, transfers made to date and total commitments remaining:

	March 31 2014	March 31 2013
Total USD investment commitments (USD)	39,280	39,280
USD investment commitments transferred to date (USD)	(32,169)	(26,357)
Remaining USD investment commitments (USD)	7,111	12,923
Remaining USD investment commitments translated to CAD	7,859	13,130
Total CAD investment commitments	51,000	51,000
CAD investment commitments transferred to date	(26,139)	(19,962)
Remaining CAD investment commitments	24,861	31,038
Aggregate remaining investment commitments	32,720	44,168

9. INDEMNITIES

As part of the Corporation's initiative to develop a portfolio of venture investments it has entered into the following partnerships: Arch Venture Fund VII, L.P., Kearny Venture Partners, L.P., VantagePoint Clean Tech Partners II, L.P., VantagePoint Venture Partners 2006 (Q), L.P., Azure Capital Partners III, L.P., Yaletown Ventures II, L.P., Tandem Expansion Fund I, L.P., (the Partnerships), VanEdge Capital I, L.P., and iNovia Investment Fund III L.P. Under the terms of the partnership agreements, each Partnership has agreed to indemnify its General Partner (including their members, employees and agents) for certain liabilities, which the General Partner may incur as a result of activities undertaken in their capacity as General Partners. Management believes that no such liabilities exist at March 31, 2014.

BC IMMIGRANT INVESTMENT FUND LTD.

NOTES TO THE CONSOLIDATED FINANCIAL STATEMENTS

(Tabular amounts in \$000)

FOR THE YEAR ENDED MARCH 31, 2014

10. RELATED PARTY TRANSACTIONS

The Corporation is related through common ownership to all Province of British Columbia ministries, agencies, Crown corporations and all other public sector organizations. Transactions with these entities are in the normal course of operations and are recorded at the exchange amount.

The Province provides certain general administrative services to the Corporation on a cost recovery basis.

The Province of British Columbia has provided a guarantee to the federal government for the balance of the promissory notes payable up to a maximum of \$500 million.

Assets and liabilities with related parties include:

	March 31 2014	March 31 2013
Loans receivable (Note 4)	272,190	328,850
Accounts payable and accrued liabilities	(36)	(99)

The consolidated statement of operations includes the following transactions with related parties:

	March 31 2014	March 31 2013
Interest income	8,770	9,599
Investment fees	140	140
Professional fees	321	219

11. EXPENSES BY OBJECT

The following is a summary of expenses by object:

	March 31 2014	March 31 2013
Advertising and promotion	47	52
Amortization of promissory note discount	5,363	5,437
Investment fees	192	189
Board of Director fees	91	68
Director support services	53	27
Office and business expenses	60	78
Professional fees	145	205
Salary, wages and benefits	285	183
	6,236	6,239

BC IMMIGRANT INVESTMENT FUND LTD.

NOTES TO THE CONSOLIDATED FINANCIAL STATEMENTS

(Tabular amounts in \$000)

FOR THE YEAR ENDED MARCH 31, 2014

12. BUDGETED FIGURES

Budgeted figures have been provided for comparison purposes and have been derived from the 2013/14 Service Plan approved by the Board Chair on February 19, 2013.

Schedule of Debts

The funds received from the Federal Immigrant Investor Program are repayable, without interest, five years after they are received. Although there is no interest charged on the funds, there is a nominal fee of between 1.0 and 1.5 percent per year. The obligation of the BC Immigrant Investment Fund is represented by non-transferable zero interest promissory notes. The Province of British Columbia fully guarantees these funds up to a maximum of \$500 million.

On February 11, 2014, the Federal Government announced its intention to terminate the existing Federal Immigration Investor Program. Investor applications that were in progress at that time are currently being processed with the allocation of funds continuing to flow through to the Corporation. It is undetermined at this time when the allocation of the funds to the Corporation will discontinue.

The BC Immigrant Investment Fund will continue to receive funds provided the total amounts owing do not exceed \$500 million. The promissory notes are discounted when received, with the discount amount amortized over the life of the notes.

The estimated principal payments over the next five years are:

Fiscal Year	Amount (in \$000s)
2014/15	64,594
2015/16	118,694
2016/17	91,208
2017/18	62,294
2018/19	118,695

Disclosure Note:

Prior to 2010, the Provincial guarantee was up to a maximum of \$300 million. Between October 2008 and December 2009, the funds from the Federal Immigrant Investor Program approached the maximum \$300 million. The Federal Immigrant Investor Program temporarily suspended disbursements to the BC Immigrant Investment Fund until the Provincial guarantee threshold was rectified. The corresponding repayment obligations in 2013 and 2014 reflect these reduced disbursements. In 2010, the Provincial guarantee was increased to up to a maximum of \$500 million.

Schedule of Guarantee and Indemnity Agreements

The BC Immigrant Investment Fund has not provided any guarantees.

As part of the BC Immigrant Investment Fund's initiative to develop a portfolio of venture investments, it has entered into the following partnerships:

- ARCH Venture Fund VII, L.P.
- Azure Capital Partners III, L.P.
- Kearny Venture Partners, L.P.
- iNovia Investment Fund III, L.P.
- Tandem Expansion Fund I, L.P.
- Vanedge Capital I, L.P.
- VantagePoint Clean Tech Ventures II, L.P.
- VantagePoint Venture Partners 2006 (Q), L.P.
- Yaletown Ventures II, L.P.

Under the terms of the partnership agreements, each partnership has agreed to indemnify its General Partners (including their members, employees and agents) for certain liabilities, which the General Partners may incur as a result of activities undertaken in their capacity as General Partners. The BC Immigrant Investment Fund believes that no such liabilities exist at March 31, 2014.

Schedule of Remuneration and Expenses

1. Board of Directors (in \$000s)

Name	Position	Remuneration	Expenses
Gordon MacDougall	Board Chair	19	0
Valli Chettiar	Governance Committee Chair	13	0
Douglas Beaton	Director	12	0
Bob Gautama	Director	11	0
Dean Mason	Audit Committee Chair	15	4
Rob Wilson	Director	12	4
		(A) 82	(B) 8

2. Employees (in \$000s)

The BC Immigrant Investment Fund had no direct staff during fiscal year 2013-14. However, the Ministry of International Trade recovered the equivalent of 2.25 ministry full-time staff totalling (C) \$285 from the Corporation.

3. Reconciliation to Financial Statements (in \$000s)

Board of Directors, Remuneration	(A)	82
Board of Directors, Expenses	(B)	8
Subtotal		90
Reconciling items: Board Education Expenses		1
Total, per Note 11 to Consolidated Statement of Operations		91
Recovery of Employee Remuneration	(C)	285
Reconciling items: Accounting, Audit, Legal, Consulting		198
Total, per Note 11 to Consolidated Statement of Operations		483

Schedule of Severance Agreements

In 2013-14, there were no severance agreements between the BC Immigrant Investment Fund Ltd. and its employees.

Schedule of Supplier Payments

1. Alphabetical list of suppliers who received aggregate payments in excess of \$25,000 (in \$000s)

<u>Supplier Name</u>	<u>Aggregate Amount</u>
British Columbia Investment Management Corporation	52
Corporate & Project Finance, Ministry of Finance	140
Dickson Dusanj Wirk	29
Office of the Auditor General of British Columbia	36
Watson Advisors Inc.	120
	(A) <u>376</u>

2. Consolidated total paid to suppliers who received aggregate payments of less than \$25,000 (in \$000s)

(B) 14

3. Reconciliation to Financial Statements (in \$000s)

Total of aggregate payments in excess of \$25,000 paid to suppliers	(A) 376
Consolidated total of payments less than \$25,000 paid to suppliers	(B) <u>14</u>
	<u>390</u>

Reconciliation:

Total per Consolidated Statement of Operations	6,236
Less: Advertising and promotion	47
Less: Amortization of promissory note discount	5,363
Less: Board of Directors remuneration	91
Less: Recovery of employee remuneration	285
Less: Office and business expenses	<u>60</u>
	<u>390</u>